



# The Economic Value of Camosun College

REFLECTS FISCAL YEAR 2018-19



## ECONOMIC IMPACT ANALYSIS

**1** out of every **21**

jobs in the Camosun College Region is supported by the activities of Camosun and its students

### CAMOSUN COLLEGE TOTAL ANNUAL IMPACT

**\$912 million**  
Added income

- OR -

**10,786**  
Jobs supported



#### Alumni impact


Impact of the increased earnings of Camosun alumni and the businesses they work for

**\$698.9 million**  
Added income

an economic boost similar to hosting **233** NHL games - OR -



**8,005** Jobs supported



↑ = 100 jobs

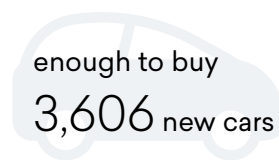


#### Operations spending impact

Impact of annual payroll and other spending

**\$139.9 million**  
Added income

enough to buy **3,606** new cars



- OR - **1,687**

Jobs supported



#### Construction spending impact

Impact of expenditures for ongoing construction projects

**\$13.5 million** - OR - **132** Jobs supported  
Added income



#### Student spending impact

Impact of the daily spending of Camosun students attracted to or retained in the region

**\$59.7 million** - OR - **962** Jobs supported  
Added income



enough to buy **5,221** families\* a year's worth of groceries

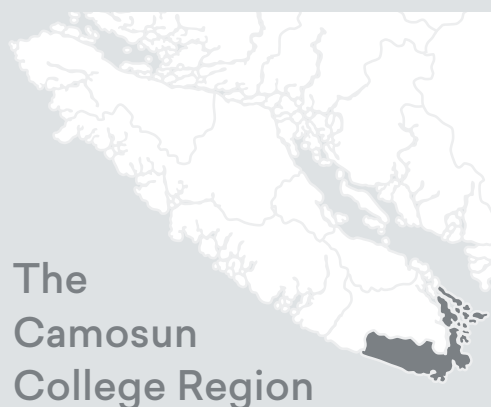
\* family of four

#### About MCC

15,995 Credit students

5,610 Non-credit students

1,235 Employees



The Camosun College Region



## INVESTMENT ANALYSIS

The average diploma graduate from Camosun will see an increase in earnings of **\$10,300** each year compared to a person with a high school diploma or equivalent working in British Columbia.




For every **\$1...**



**Students gain \$1.80** in lifetime earnings



**Taxpayers gain \$3.40** in added tax revenue and public sector savings



**Society gains \$5.50** in added provincial revenue and social savings